

10 YEARS WARRANTY

STRATO®



STRATO®
VEROSA
LIME PAINT

EDITION
1.1



Matte & smooth

INTERIOR LIME PAINTS

10 YEARS WARRANTY



Grab & Win!
iPad Pro

Check out our contest!
suzuka.com.my/promotion | T&C Apply

Free Product Training

For All Industry Professionals
suzuka.com.my/career-training

WALL FINISH PROFESSIONALS.

SINCE 1977



suzuka.com.my

Facebook, Instagram, LinkedIn, WhatsApp icons and suzuka.group +6012-258 7388



All images included in this catalog are for visual reference only. Actual product may have a slight color difference due to variations in printing processes or digital viewing settings. We suggest you examine actual product samples before ordering.



STRATO VEROSA-E1.1-2605

STRATO VEROSA

LIME PAINT



A natural, eco-friendly lime paint made from pure lime and inorganic pigments, offering a beautiful matte finish.

It's breathable and perfect for interior wall surfaces. Suitable for homes, offices, cafes, restaurants and commercial building.



Appearance

Low Sheen ● ● ● ● ● High Sheen

Smooth Texture ● ● ● ● ● Rough Texture

Matte ● ● ● ● ● Metallic

Complies to the
 • American California Proposition 65 Standards
 • LEED, U.S. Green Building Council Standards

Features

Low VOC & Odor	Natural Composition & Eco-friendly	Non-toxic	Non-powdery
Formaldehyde & Lead Free	Easy Application & DIY Friendly	Breathable	For the Interior
High Coverage	Easy Maintenance	Applicable on Ceiling	Matte Finish



Cool Light

Neutral Light

Warm Light

Lighting Color Influence

Lighting color dramatically influences how a paint color appears by adding a layer of color to the surface, altering its perceived warmth, coolness, and vibrancy.

STRATO®

INTERIOR TEXTURED PAINT



Elevate your walls—and your peace of mind—with our newly launched **10-year warranty** on Strato textured paint

Designed to deliver long-lasting character and unmatched durability, this warranty reflects our confidence in the **premium quality** of our paint.

What it Covers?

Protection against **peeling, cracking, and fading**, ensuring your finish remains vibrant and intact for a **full decade**.

Why it Matters?

Textured finishes transform ordinary surfaces into statement features. With this warranty, you can enjoy that rich, tactile aesthetic worry-free — **no frequent touch-ups or repairs needed**.

A hassle-free, protected investment in your space — offering both **visual appeal** and **reliable performance**.

Create two different patterns with **STRATO VEROSA** using different tools and techniques!


Sponge Pattern

Application with sponge.


Brush Pattern

Application with brush.


SVR-101 Galactic Grey



SVR-102 Windy Grey



SVR-103 Cotton Foil



SVR-104 Wool Accent

SVR-111 Blonde Creme



SVR-108 Birch Paper




SVR-104 Wool Accent





SVR-105 Lucent Moon



SVR-106 Pastel Foam




SVR-107 Gypsum Sands



SVR-108 Birch Paper



SVR-109 Caramel Clay



SVR-110 Bright Beige



SVR-111 Blonde Creme



All color shown are as close to the actual Suzuka® Strato® colors as modern printing techniques permit, nonetheless, there are still color/tone differences.

We highly recommend seeing actual samples before ordering.



SVR-107 Gypsum Sands



SVR-116 Dusk Dew



SVR-118 Terra Cotta




SVR-103 Cotton Foil

SVR-110 Bright Beige




SVR-113 Blossom Blush




SVR-112 Soft Bloom



SVR-113 Blossom Blush



SVR-114 Lemon Lustre



SVR-115 Summer Scent

SVR-117 Classic Taupe




SVR-101 Galactic Grey



SVR-116 Dusk Dew



SVR-117 Classic Taupe



SVR-118 Terra Cotta



All color shown are as close to the actual Suzuka® Strato® colors as modern printing techniques permit, nonetheless, there are still color/tone differences.

We highly recommend seeing actual samples before ordering.



Application Instructions

SVR-112 Soft Bloom

Preparation:

- Surface shall be dry and free from dirt, oil, grease and foreign matters.
- Surface unevenness, cracks or any defects shall be repaired & treated.

IMPORTANT:

Color may vary on application technique & amount of material used.

Dilution Guide:

Primer : Max 3% of clean water
Texture : Do not dilute.



1 Primer Optional

Roll 1 - 2 layers of primer on the surface. Allow it to dry for at least 4 hours.

Primer is required for stained or painted surface with color other than white.


(Primer can be diluted with maximum 3% of clean water)

Tool: Roller

2 Texture Coat Texture Coat Options

Sponge Pattern

Brush Pattern




- 1 For the first layer, roll 1 layer of texture evenly on the entire surface. Allow 1 - 2 hours to dry.
- 2 Dampen the sponge with water and wring out excess moisture. This helps the paint spread more evenly and prevents it from soaking too deeply into the sponge.
- 3 Lightly dip the sponge into the paint. Ensure it picks up a small, even amount. Avoid overloading the sponge with paint.
- 4 Gently press the sponge onto the surface, using a light random circular motion.



Start at the top of the wall and work your way down in sections. Overlap each stipple slightly to blend the edges & avoid harsh lines. Rotate the sponge occasionally to vary the pattern & prevent repetitive textures.

Apply 1 - 2 layers &
Let dry for 1 - 2 hours between coats.



- 5 For the final layer, lightly dampen the sponge with Strato Verosa & gently rub in random circulation motions to enhance the pattern.

Let to fully dry in 24 hours.



- 1 For the first layer, roll 1 layer of texture evenly on the entire surface. Allow 1 - 2 hours to dry.
- 2 Using a brush, work the paint onto the surface using cross-hatch strokes (a combination of vertical and horizontal strokes).



Apply 2 layers.

Let dry for 1-2 hours between coats and to fully dry in 24 hours.

Tool: Roller & Brush



Recommended Tools: Roller, Brush & Sponge

PACKING



Material	Packing	Coverage / set (±5%)
Strato Primer Natural (Optional)	1L	7 - 9 sqm
	4L	28 - 36 sqm
Strato Verosa Texture Coat	1L	6 - 8 sqm
	4L	24 - 32 sqm

* Primer & Texture Coat are sold separately



SUZUKA® WALL SEALER PRO

“Make your wall finishes last longer!”

Superior primer for concrete, skimmed or masonry surfaces.

This sealer that has good substrate penetration abilities to increase adhesion of product to prevent chalking or peeling off. It has excellent alkaline resistance properties that can prevent efflorescence. It is an ideal base coat for any SUZUKA® or any wall finish products.

Packing Size:

1L 5L 20L

Coverage

6.5 - 8.5 m²/l/coat

Drying Time (hour)

Surface Dry : 1 | Hard Dry : 5 | Recoating : 5

Substrate Temperature: 23°C - 26°C

Suitable for:

- Masonry wall
- Brickwork
- Plaster
- Skimmed Coat
- Asbestos free substrate

Features:

- Excellent alkaline resistance to prevent efflorescence.
- Good for new walls and repainting.
- Prevents skim coat from chalking & peeling off.
- Extremely good penetration.
- Excellent adhesion.
- Exterior and interior use.
- Applicable with brush, roller or spray gun.

Airless Spray

Nozzle 1.8 - 2.0 mm

Spray Angle Degree 65° - 80°

Pressure 210 psi/150kg/cm²