

10 YEARS WARRANTY
STRATO®



STRATO® METALLICS
ELLOURA

EDITION
01



STE-104 & STE-106



Smooth & Pearlescent
INTERIOR TEXTURED PAINTS

10 YEARS WARRANTY

Grab & Win!
iPad Pro
Check out our contest!
suzuka.com.my/promotion | T&C Apply

Free
Product
Training

For All Industry
Professionals
suzuka.com.my/career-training

WALL FINISH
PROFESSIONALS.

SINCE
1977



suzuka.com.my

f @ suzuka.group +6012-258 7388

All images included in this catalog are for visual reference only.
Actual product may have a slight color difference due to variations in printing processes or digital viewing settings. We suggest you examine actual product samples before ordering.



STRATO ELLOURA-E1-2604



STRATO[®] ELLOURA



This matte, silk-like texture diffuses light with a muted glow, offering a rich, tactile sensation that feels as serene as it looks.

Designed for those who seek subtle luxury, it wraps walls in a smooth, rich touch.



Appearance

Low Sheen	● ● ● ● ●	High Sheen
Smooth Texture	● ● ● ● ●	Rough Texture
Matte	● ● ● ● ●	Metallic

Complies to the
 • Singapore Green Label
 • American California Proposition 65
 • LEED, U.S. Green Building Council Standards

Features

Low VOC & Odor	Green Choice, Water Based & Eco-friendly	For the Interior
Formaldehyde & Lead Free	Easy Application & DIY Friendly	Applicable on Ceiling
Easy to Touch Up	Easy Maintenance	Pearly Finish



Cool Light
Neutral Light
Warm Light

Lighting Color Influence

Lighting color dramatically influences how a paint color appears by adding a layer of color to the surface, altering its perceived warmth, coolness, and vibrancy.

STRATO[®] INTERIOR TEXTURED PAINT



Elevate your walls—and your peace of mind—with our newly launched **10-year warranty** on Strato textured paint

Designed to deliver long-lasting character and unmatched durability, this warranty reflects our confidence in the **premium quality** of our paint.

What it Covers?

Protection against **peeling, cracking, and fading**, ensuring your finish remains vibrant and intact for a **full decade**.

Why it Matters?

Textured finishes transform ordinary surfaces into statement features. With this warranty, you can enjoy that rich, tactile aesthetic worry-free — **no frequent touch-ups or repairs needed**.

A hassle-free, protected investment in your space — offering both **visual appeal** and **reliable performance**.



STE-101 Breeze White



STE-102 Whisper Grey




STE-103 Sky Grey




All color shown are as close to the actual Suzuka® Strato® colors as modern printing techniques permit, nonetheless, there are still color/tone differences.

We highly recommend seeing actual samples before ordering.



STE-104 Platinum Grey



STE-104 Platinum Grey



STE-105 Downy Daisy



All color shown are as close to the actual Suzuka® Strato® colors as modern printing techniques permit, nonetheless, there are still color/tonne differences.

We highly recommend seeing actual samples before ordering.



STE-106 Pastel Mauve



5 STE-105 Downy Daisy



STE-107 Mellow Taupe



STE-107 Mellow Taupe

STE-110 Green Laurel



STE-106 Pastel Mauve



STE-108 Moonlit Cream



STE-109 Coral Petals



STE-108 Moonlit Cream



All color shown are as close to the actual Suzuka® Strato® colors as modern printing techniques permit, nonetheless, there are still color/tone differences.

We highly recommend seeing actual samples before ordering.



STE-110 Green Laurel




Application Instructions



- Preparation:**
- Surface shall be dry and free from dirt, oil, grease and foreign matters.
 - Surface unevenness, cracks or any defects shall be repaired & treated.

IMPORTANT:
Color may vary on application technique & amount of material used.

Dilution Guide:
Primer : Max 3% of clean water
Texture : Do not dilute.



1 Primer

The prepared surface shall be primed with Suzuka Strato Primer. Roll on Strato Primer on the surface and leave to dry for 4 hours. (The primer can be diluted with maximum 3% of clean water)

Tool: Roller



2 Texture Coat

Apply 1 – 2 layers of Strato Elloura in overlapping pattern using trowel. Every layer required 30 – 40 minutes to dry. Leave 4 hours for complete dry. (Do not dilute the texture coat with water or any solvents)

Tool: Stainless Steel Trowel



PACKING

Packing	Material	Coverage (±5%)
2L set	1L Strato Primer	7 - 9 sqm
	1L Texture Coat	6 - 7 sqm

SUZUKA® WALL SEALER PRO

“ Make your wall finishes last longer! ”

Superior primer for concrete, skimmed or masonry surfaces.

This sealer that has good substrate penetration abilities to increase adhesion of product to prevent chalking or peeling off. It has excellent alkaline resistance properties that can prevent efflorescence. It is an ideal base coat for any SUZUKA® or any wall finish products.

Packing Size:

1L 5L 20L

Coverage	Drying Time (hour)		
6.5 - 8.5 m ² /l/coat	Surface Dry : 1	Hard Dry : 5	Recoating : 5
	Substrate Temperature: 23°C - 26°C		

Suitable for:

- Masonry wall
- Brickwork
- Plaster
- Skimmed Coat
- Asbestos free substrate

Features:

- Excellent alkaline resistance to prevent efflorescence.
- Good for new walls and repainting.
- Prevents skim coat from chalking & peeling off.
- Extremely good penetration.
- Excellent adhesion.
- Exterior and interior use.
- Applicable with brush, roller or spray gun.

Airless Spray	Nozzle 1.8 - 2.0 mm	Spray Angle Degree 65° - 80°	Pressure 210 psi/150kg/cm ²
---------------	---------------------	------------------------------	--