

10 YEARS WARRANTY
STRATO®



STRATO
METALLICS
MERINO & ORGANZA

EDITION
2.2



SMO-705

Metallics

INTERIOR TEXTURED PAINTS

10 YEARS WARRANTY



Grab & Win!
iPad Pro
Check out our contest!
suzuka.com.my/promotion | T&C Apply

Free
Product
Training

For All Industry
Professionals
suzuka.com.my/career-training

WALL FINISH
PROFESSIONALS.

SINCE
1977



suzuka.com.my

f @ suzuka.group +6012-258 7388



All images included in this catalog are for visual reference only.
Actual product may have a slight color difference due to variations in printing processes or digital viewing settings. We suggest you examine actual product samples before ordering.



STRATO METALLICS-E2.2-2604



STRATO®

Metallics



1

STRATO®
MERINO

Page 3 - 10

2

STRATO®
ORGANZA

Page 11 - 18

STRATO®

INTERIOR TEXTURED PAINT

10 YEARS
Warranty

Elevate your walls—and your peace of mind—
with our newly launched **10-year warranty**
on Strato textured paint

Designed to deliver long-lasting character and unmatched durability, this warranty reflects our confidence in the **premium quality** of our paint.

What it Covers?

Protection against **peeling, cracking, and fading**, ensuring your finish remains vibrant and intact for a **full decade**.

Why it Matters?

Textured finishes transform ordinary surfaces into statement features. With this warranty, you can enjoy that rich, tactile aesthetic worry-free — **no frequent touch-ups or repairs needed**.

A hassle-free, protected investment in your space — offering both **visual appeal** and **reliable performance**.

STRATO METALLICS MERINO



A striking textured metallic pattern that is linen like.
Strato® Merino not only can suit elegant but also rustic designs.



Appearance

Low Sheen	● ● ● ● ●	High Sheen	● ● ● ● ●
Smooth Texture	● ● ● ● ●	Rough Texture	● ● ● ● ●
Matte	● ● ● ● ●	Metallic	● ● ● ● ●

Complies to the

- Singapore Green Label
- American California Proposition 65
- LEED, U.S. Green Building Council Standards

Features

Low VOC & Odor	Green Choice, Water Based & Eco-friendly	For the Interior
Formaldehyde & Lead Free	Easy Application & DIY Friendly	Applicable on Ceiling
Easy to Touch Up	Easy Maintenance	Metallic Finish



Cool Light

Neutral Light

Warm Light

Lighting Color Influence

Lighting color dramatically influences how a paint color appears by adding a layer of color to the surface, altering its perceived warmth, coolness, and vibrancy.





SMM-801 Crystal White



SMM-802 Vanilla White



SMM-803 Light Beige



SMM-804 Dewy Rose



SMM-805 Peach Passion



SMM-806 Dusty Mauve



SMM-807 Tippy Taupe



SMM-808 Dapper Tan




All color shown are as close to the actual Suzuka® Strato® colors as modern printing techniques permit, nonetheless, there are still color/tonne differences.

We highly recommend seeing actual samples before ordering.



SMM-811 Frost Grey



SMM-808 Dapper Tan



SMM-811 Frost Grey



SMM-801 Crystal White



SMM-810 Lilac Grey



SMM-805 Peach Passion



SMM-809 Lime Grey



SMM-810 Lilac Grey



SMM-811 Frost Grey



SMM-812 Suede Grey



SMM-813 Rocky Grey



SMM-814 Dark Rust



All color shown are as close to the actual Suzuka® Strato® colors as modern printing techniques permit, nonetheless, there are still color/tone differences.

We highly recommend seeing actual samples before ordering.



Strato® Merino

Application Instructions

Preparation:


- Surface shall be dry and free from dirt, oil, grease and foreign matters.
- Surface unevenness, cracks or any defects shall be repaired & treated.

IMPORTANT:

Color may vary on application technique & amount of material used.

Dilution Guide:


Primer : Max 3% of clean water
Texture : Do not dilute.



1 Primer

Roll 2 layers of primer on the entire surface. Allow 30 minutes to dry between the layers. (The primer can be diluted with maximum 3% of clean water)

Tool: Roller



2 Sanding (Optional)

Sand surface with sandpaper (600 grit) to ensure a smooth surface.

Tool: 600 Grit Sand Paper



3 Texture Coat

Texture Coat (First Layer)



First, brush texture coat horizontally on the surface. Let dry for 30 - 40 minutes.

Texture Coat (Second Layer)

Next, brush texture coat vertically on the surface. Let dry for 30 - 40 minutes.

(Do Not Dilute)

Tool: Brush



Tools: Roller, Sand Paper (600 Grit) & Brush



PACKING

Packing	Material	Coverage / set (±5%)
2L set	1L Primer	3 - 4 sqm (Wall) 2.5 - 3.5 sqm (Ceiling)
	1L Texture Coat	



STRATO METALLICS ORGANZA



A smooth textured pattern with rich and creamy metallic finish that is suitable for all interior designs.



Cool Light
Neutral Light
Warm Light



Appearance

Low Sheen ●●●●●● High Sheen

Smooth Texture ●●●●●● Rough Texture

Matte ●●●●●● Metallic

- Complies to the
- Singapore Green Label
 - American California Proposition 65
 - LEED, U.S. Green Building Council Standards

Features

Low VOC & Odor	Green Choice, Water Based & Eco-friendly	For the Interior
Formaldehyde & Lead Free	Easy Application & DIY Friendly	Applicable on Ceiling
Easy to Touch Up	Easy Maintenance	Metallic Finish

Lighting Color Influence

Lighting color dramatically influences how a paint color appears by adding a layer of color to the surface, altering its perceived warmth, coolness, and vibrancy.



SMO-701 Floral Beige



SMO-702 Sandy Beige



SMO-703 Lotus Blossom



SMO-704 Lavender



SMO-705 Space Grey



SMO-706 Pewter Grey



SMO-707 Blue Ash



SMO-708 Antique Blue



All color shown are as close to the actual Suzuka® Strato® colors as modern printing techniques permit, nonetheless, there are still color/tone differences.

We highly recommend seeing actual samples before ordering.



SMO-703 Lotus Blossom





SMO-705 Space Grey



SMO-702 Sandy Beige




All color shown are as close to the actual Suzuka® Strato® colors as modern printing techniques permit, nonetheless, there are still color/tone differences.

We highly recommend seeing actual samples before ordering.



SMO-709 Lava Grey



SMO-710 Plum Violet



SMO-711 Dark Amber



SMO-712 Antique Wood




SMO-713 Pale Mustard



SMO-714 Olive Garden



SMO-715 Seal Grey



SMO-716 Fossil Grey



SMO-717 Sage Green



Strato® Organza

Application Instructions

Preparation:

- Surface shall be dry and free from dirt, oil, grease and foreign matters.
- Surface unevenness, cracks or any defects shall be repaired & treated.

IMPORTANT:

Color may vary on application technique & amount of material used.

Dilution Guide:

Primer : Max 3% of clean water
Texture : Do not dilute.



1 Primer

Roll 2 layers of primer on the entire surface. Allow 30 minutes to dry between the layers. (The primer can be diluted with maximum 3% of clean water)

Tool: Roller



2 Sanding (Optional)

Sand surface with sandpaper (600 grit) to ensure a smooth surface.

Tool: 600 Grit Sand Paper

Texture Coat Options



3A Texture Coat Piccolo Pattern

Texture Coat (First Layer)

- (1) scrape texture coat evenly on the surface.
- (2) Use piccolo tool to create texture effects by moving with random motion. Let dry for 30 to 40 minutes.

Texture Coat (Second Layer)

Repeat the steps for a second layer of texture coat. Let dry for 30 to 40 minutes. (Do Not Dilute)

Tool: Trowel & Piccolo Tool



3B Texture Coat Trowel Pattern



Texture Coat (First Layer)

Scrape texture coat evenly on the surface. Let dry for 30 to 40 minutes.

Texture Coat (Second Layer)

Scrape texture coat randomly on the surface to create texture. Let dry for 30 to 40 minutes. (Do Not Dilute)

Tool: Trowel



Tools: Roller, Sand Paper (600 Grit) Trowel & Piccolo Tool



PACKING

Packing	Material	Coverage / set (±5%)
2L set	1L Primer	6 - 7 sqm (Wall)
	1L Texture Coat	5 - 6 sqm (Ceiling)

* Piccolo tool is sold separately



SUZUKA® WALL SEALER PRO

“ Make your wall finishes last longer! ”

Superior primer for concrete, skimmed or masonry surfaces.

This sealer that has good substrate penetration abilities to increase adhesion of product to prevent chalking or peeling off. It has excellent alkaline resistance properties that can prevent efflorescence. It is an ideal base coat for any SUZUKA® or any wall finish products.

Packing Size:

1L 5L 20L

Coverage	Drying Time (hour)		
6.5 - 8.5 m ² /l/coat	Surface Dry : 1	Hard Dry : 5	Recoating : 5
Substrate Temperature: 23°C - 26°C			

Suitable for:

- Masonry wall
- Brickwork
- Plaster
- Skimmed Coat
- Asbestos free substrate

Features:

- Excellent alkaline resistance to prevent efflorescence.
- Good for new walls and repainting.
- Prevents skim coat from chalking & peeling off.
- Extremely good penetration.
- Excellent adhesion.
- Exterior and interior use.
- Applicable with brush, roller or spray gun.

Airless Spray	Nozzle 1.8 - 2.0 mm	Spray Angle Degree 65° - 80°	Pressure 210 psi/150kg/cm ²
---------------	---------------------	------------------------------	--