

suzuka.com.my

suzuka.group +6012-258 7388

All images included in this catalog are for visual reference only.
Actual product may have a slight color difference due to variations in printing processes or digital viewing settings. **We suggest you examine actual product samples before ordering**.

ISO 9001 ISO 14001 ISO 45001 CERTIFIED

JAS-ANZ

STRATO ISOLA-E1.1-2602

SUZUKA

EDITION 1.1

WALL FINISH PROFESSIONALS.

SINCE 1977

STRATO® ISOLA

STRATO
ISOLA

A lightly textured coating with a soft, grainy feel that brings warmth and dimension to any surface. Its refined roughness adds visual interest while maintaining a clean, sophisticated look.

Appearance

Low Sheen	● ○ ○ ○ ○	High Sheen
Smooth Texture	○ ● ○ ○ ○	Rough Texture
Matte	● ○ ○ ○ ○	Metallic

Features

- Low VOC & Odor
- Green Choice, Water Based & Eco-friendly
- Anti-chalking & Efflorescence
- For the Interior
- Formaldehyde & Lead Free
- Easy Application & DIY Friendly
- Applicable on Ceiling
- Matte Finishing
- Easy to Touch Up
- Easy Maintenance

Cool Light

Neutral Light

Warm Light

Lighting Color Influence

Lighting color dramatically influences how a paint color appears by adding a layer of color to the surface, altering its perceived warmth, coolness, and vibrancy.

STRATO®
INTERIOR TEXTURED PAINT

Elevate your walls—and your peace of mind —with our newly launched **10-year warranty** on Strato textured paint

Designed to deliver long-lasting character and unmatched durability, this warranty reflects our confidence in the **premium quality** of our paint.

What it Covers?

Protection against **peeling**, **cracking**, and **fading**, ensuring your finish remains vibrant and intact for a **full decade**.

Why it Matters?

Textured finishes transform ordinary surfaces into statement features. With this warranty, you can enjoy that rich, tactile aesthetic worry-free — **no frequent touch-ups or repairs needed**.

A hassle-free, protected investment in your space — offering both **visual appeal** and **reliable performance**.

SCI-100-T Powder White *(Topcoat)*

SCI-100-N Powder White *(No Topcoat)*

SCI-101-T Cornsilk White *(Topcoat)*

SCI-101-N Cornsilk White *(No Topcoat)*



SCI-102-T Pebble White *(Topcoat)*

SCI-102-N Pebble White *(No Topcoat)*

Topcoat application may affect the finished coating.
The colour may appear slightly darker.

SCI-102 Pebble White

SCI-111 Vanilla Froth

All color shown are as close to the actual Suzuka® Strato® colors as modern printing techniques permit, nonetheless, there are still color/tone differences.

We highly recommend seeing actual samples before ordering.

SCI-104 Nimbus Grey

SCI-109 Mauve Tint

SCI-107 Koala Grey

All color shown are as close to the actual Suzuka® Strato® colors as modern printing techniques permit, nonetheless, there are still color/tone differences.

We highly recommend seeing actual samples before ordering.

SCI-103-T Serene Grey *(Topcoat)*

SCI-103-N Serene Grey *(No Topcoat)*

SCI-104-T Nimbus Grey *(Topcoat)*

SCI-104-N Nimbus Grey *(No Topcoat)*

SCI-105-T Mushroom Grey *(Topcoat)*

SCI-105-N Mushroom Grey *(No Topcoat)*

SCI-106-T Concrete Grey *(Topcoat)*

SCI-106-N Concrete Grey *(No Topcoat)*

Topcoat application may affect the finished coating.
The colour may appear slightly darker.

SCI-107-T Koala Grey *(Topcoat)*

SCI-107-N Koala Grey *(No Topcoat)*

SCI-108-T Lily Ivory *(Topcoat)*

SCI-108-N Lily Ivory *(No Topcoat)*

SCI-109-T Mauve Tint *(Topcoat)*

SCI-109-N Mauve Tint *(No Topcoat)*

SCI-110-T Washed Petals *(Topcoat)*

SCI-110-N Washed Petals *(No Topcoat)*

Topcoat application may affect the finished coating.
The colour may appear slightly darker.

All color shown are as close to the actual Suzuka® Strato® colors as modern printing techniques permit, nonetheless, there are still color/tone differences.

We highly recommend seeing actual samples before ordering.

SCI-108 Lily Ivory

SCI-111 Vanilla Froth & **SCI-114** Desert Tan

SCI-102 Pebble White & **SCI-106** Concrete Grey

SCI-112 Crochet Cream

SCI-114 Desert Tan

SCI-113 Oak Beige

All color shown are as close to the actual Suzuka® Strato® colors as modern printing techniques permit, nonetheless, there are still color/tone differences.

We highly recommend seeing actual samples before ordering.

SCI-111-T Vanilla Froth *(Topcoat)*

SCI-111-N Vanilla Froth *(No Topcoat)*

SCI-112-T Crochet Cream *(Topcoat)*

SCI-112-N Crochet Cream *(No Topcoat)*

SCI-113-T Oak Beige *(Topcoat)*

SCI-113-N Oak Beige *(No Topcoat)*

SCI-114-T Desert Tan *(Topcoat)*

SCI-114-N Desert Tan *(No Topcoat)*

Topcoat application may affect the finished coating.
The colour may appear slightly darker.

SCI-115-T Nutmeg Powder *(Topcoat)*

SCI-115-N Nutmeg Powder *(No Topcoat)*

SCI-116-T Robust Orange *(Topcoat)*

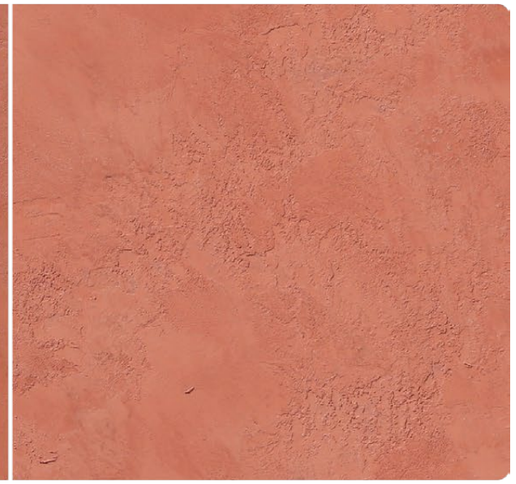

SCI-116-N Robust Orange *(No Topcoat)*

SCI-117-T Graphite Grey *(Topcoat)*

SCI-117-N Graphite Grey *(No Topcoat)*

Topcoat application may affect the finished coating.
The colour may appear slightly darker.



SCI-117 Graphite Grey

SCI-115 Nutmeg Powder

All color shown are as close to the actual Suzuka® Strato® colors as modern printing techniques permit, nonetheless, there are still color/tone differences.

We highly recommend seeing actual samples before ordering.

SCI-116 Robust Orange

Application Instructions

Preparation:
- Surface shall be dry and free form dirt, oil, grease and foreign matters.
- Surface unevenness, cracks or any defects shall be repaired & treated.

IMPORTANT:
Color may vary on application technique & amount of material used.

Dilution Guide:
Primer : Max 3% of clean water
Texture : Do not dilute.

1 Primer

Roll 1 – 2 layers of Strato sand primer on the surface.
Allow it to dry for at least 4 hours.
(The primer can be diluted with maximum 3% of clean water)

Tool: Roller

2 Texture Coat

Using a plastic trowel, apply a thin layer (approx. 0.5 - 1.0 mm thick) of texture coat onto the primed surface.
(Do not dilute the texture coat with water or any solvents)

(1) Randomly dab an adequate amount of texture paint onto the surface.
(2) Scrape the surface randomly to create a subtle uneveness of texture effect.
(3) Let the surface to completely dry for 4 – 6 hours.

Repeat the steps for a **second layer** to enhance the texture effects.

Tool: Plastic Trowel

3 Topcoat *Optional*

Apply a layer of topcoat (SR-Top 6) onto the surface and let dry.

Topcoat application may affect the finished coating.
The colour may appear slightly darker

Tool: Roller

Tools: Roller, Plastic Trowel.

PACKING

Packing	Material	Coverage (±5%)
3.8L set	**1L** Strato Sand Primer	**7 - 9** sqm
	2L Texture Coat	**6 - 8** sqm
	0.8L Topcoat *(SR-Top 6)*	**8 - 10** sqm
15.2L set	**4L** Strato Sand Primer	**28 - 36** sqm
	8L Texture Coat	**24 - 32** sqm
	3.2L Topcoat *(SR-Top 6)*	**32 - 40** sqm
WITHOUT TOPCOAT		
3L set	**1L** Strato Sand Primer	**7 - 9** sqm
	2L Texture Coat	**6 - 8** sqm
12L set	**4L** Strato Sand Primer	**28 - 36** sqm
	8L Texture Coat	**24 - 32** sqm

**Strato® Isola packing set is available for option with topcoat or without topcoat*

Superior primer for concrete, skimmed or masonry surfaces.

This sealer that has good substrate penetration abilities to increase adhesion of product to prevent chalking or peeling off. It has excellent alkaline resistance properties that can prevent efflorescence. It is an ideal base coat for any SUZUKA® or any wall finish products.

Packing Size:
1L **5L** **20L**

Coverage	Drying Time (hour)
6.5 - 8.5 m²/l/coat	Surface Dry : **1** Hard Dry : **5** Recoating : **5** Substrate Temperature: **23°C - 26°C**

Suitable for:
- Masonry wall
- Brickwork
- Plaster
- Skimmed Coat
- Asbestos free substrate

Features:
- Excellent alkaline resistance to prevent efflorescence.
- Good for new walls and repainting.
- Prevents skim coat from chalking & peeling off.
- Extremely good penetration.
- Excellent adhesion.
- Exterior and interior use.
- Applicable with brush, roller or spray gun.

Airless Spray	Nozzle	Spray Angle Degree	Pressure
	1.8 - 2.0 mm	**65° - 80°**	**210** psi/150kg/cm²