

Cnap & Win!
iPad Pro
Check out our contest!
suzuka.com.my/promotion | T&C Apply



STRATO[®] LINNEN

EDITION
02

*Matte
& grainy*

INTERIOR TEXTURED PAINTS

- Complies to the
- American California Proposition 65 Standard.
 - LEED, U.S. Green Building Council Standard.



Free
**Product
Training**

For All Industry
Professionals

suzuka.com.my/career-training

WALL FINISH PROFESSIONALS



suzuka.com.my

   **suzuka.group** | Hotline : +6012-258 7388



Photos of the products shown in this catalogue may vary in color due to lighting condition & printing. **We suggest you examine actual product samples before ordering.**



LINNEN-E2-2508


WALL FINISH
PROFESSIONALS.

SINCE
1977



STRATO®
Linnen

Lighting Color Influence



Warm Light

Neutral Light

Cool Light

STL



STL 901 – 913

Linnen is designed to add depth, quality and character to any room, it creates a rich look that is also subtle and soft on the eyes. Not only does our texture paint add an aesthetic element to your walls, it also provides a practical benefit by hiding imperfections and flaws.

Made from high-quality materials, our texture paint is available in a range of colors, allowing you to achieve the perfect look for your space. Our paint is also easy to apply, making it the perfect choice for both professional painters and DIY enthusiasts.

Appearance

Low Sheen	● ● ● ● ●	High Sheen
Smooth Texture	● ● ● ● ●	Rough Texture
Matte	● ● ● ● ●	Metallic

Features

- Interior use only



Low VOC
& Odor



Green Choice, Water
Based & Eco-friendly



Formaldehyde
& Lead Free



Crack
Resistant



Anti-chalking &
Efflorescence



Easy Application
& DIY Friendly



Applicable
on Ceiling



Easy to
Touch Up



Easy
Maintenance




Matte
Finishing

Complies to the


- **American California Proposition 65**
- **LEED, U.S. Green Building Council Standards**

• Recommended for areas larger than 100 sqf





STL-901 Ivory Cream



STL-902 Magnolia Cream



STL-903 Sandy Beige



STL-903 Sandy Beige



STL-903 Sandy Beige



All color shown are as close to the actual Suzuka® Strato® colors as modern printing techniques permit, nonetheless, there are still color/tone differences.

We highly recommend seeing actual samples before ordering.



STL-901 Ivory Cream




STL-902 Magnolia Cream




STL-904 River Grey




STL-905 Fog Grey




STL-906 Frost Grey



STL-907 Thunder Grey



STL-908 Smokey Grey



STL-909 Lead Grey



STL-910 Taupe Crepe



All color shown are as close to the actual Suzuka® Strato® colors as modern printing techniques permit, nonetheless, there are still color/tone differences.

We highly recommend seeing actual samples before ordering.

STL-906 Frost Grey



STL-904 River Grey



STL-909 Lead Grey




STL-910 Taupe Crepe




STL-911 Rose Tint



STL-912 Burnt Orange



STL-911 Rose Tint



STL-912 Burnt Orange



All color shown are as close to the actual Suzuka® Strato® colors as modern printing techniques permit, nonetheless, there are still color/tone differences.

We highly recommend seeing actual samples before ordering.

STL-913 Craft Grey



STL-913 Craft Grey





Strato® Linnen

Application Video



Application Technique

Preparation:

- Cover the edges of surface that won't be painted by masking it with tape, paper or plastic.
- Clean up the wall surface to ensure it is free from dirt and dust.



1 Primer

Roll 2 layers of primer on the entire surface. Allow 30 minutes to dry between the layers. (The primer can be diluted with maximum 3% of clean water)

Tool: Paint Roller



2 Texture Coat

Texture Coat (First Layer)

Roll texture coat randomly on the surface. Ensure the whole surface is covered. Let dry.



Texture Coat (Second Layer)

Roll second layer of texture coat randomly on the surface. Let dry.

Tool: Linnen Texture Roller

IMPORTANT:

Color may vary on application technique & amount of material used.

Dilution Guide:

Primer : Max 3% of clean water.
Texture : Do not dilute.



Tools: Linnen Texture Roller & Paint Roller

SUZUKA® WALL SEALER PRO

“ Make your wall finishes last longer! ”



Superior primer for concrete, skimmed or masonry surfaces.

This sealer that has good substrate penetration abilities to increase adhesion of product to prevent chalking or peeling off. It has excellent alkaline resistance properties that can prevent efflorescence. It is an ideal base coat for any SUZUKA® or any wall finish products.

Packing Size:

1L 5L 20L

Coverage	Drying Time (hour)		
6.5 - 8.5 m ² /l/coat	Surface Dry : 1	Hard Dry : 5	Recoating : 5
	Substrate Temperature: 23°C - 26°C		

Suitable for:

- Masonry wall
- Brickwork
- Plaster
- Skimmed Coat
- Asbestos free substrate

Features:

- Excellent alkaline resistance to prevent efflorescence.
- Good for new walls and repainting.
- Prevents skim coat from chalking & peeling off.
- Extremely good penetration.
- Excellent adhesion.
- Exterior and interior use.
- Applicable with brush, roller or spray gun.

Airless Spray	Nozzle 1.8 - 2.0 mm	Spray Angle Degree 65° - 80°	Pressure 210 psi/150kg/cm ²
---------------	---------------------	------------------------------	--

Packing Data

1 L	Primer
2 L	Texture Coat

* Linnen Texture Roller is sold separately

Coverage (per set)

7 – 10 sqm
Application on wall & ceiling

