

Cnap & Win!
iPad Pro
Check out our contest!
suzuka.com.my/promotion | T&C Apply



SUZUKA® **GRANI** MULTICOLOR

EDITION
3.1

Free
**Product
Training**

For All Industry
Professionals

suzuka.com.my/career-training/

WALL FINISH PROFESSIONALS



suzuka.com.my

   **suzuka.group** | Hotline : +6012-258 7388



Photos of the products shown in this catalogue may vary in color due to lighting condition & printing. **We suggest you examine actual product samples before ordering.**



SGM-E3.1-2507

WALL FINISH
PROFESSIONALS.

SINCE
1977



GRANITE EFFECT COATING
FOR THE EXTERIOR & INTERIOR

Conforms to LEED,
U.S. Green Building Council Standards

SUZUKA® GRANI MULTICOLOR

GRANITE EFFECT COATING

1 **SGC**
GRANILYTE
Page 3 – 10

2 **SGM**
GRANITTO
Page 11 – 22



SUZUKA® Grani Multicolor vs. Real Granite

Factors	Suzuka Grani Multicolor (SGC & SGM)	Real Granite
Installation Time	Quick	Slow
Installation Ease	Simple	Difficult & requires extensive set-up
Installation Cost	Economical	Expensive
Material Cost	Economical	Expensive
Colour Control	Yes	No
Environmental-Friendliness	Non-invasive & water-based	Environmentally invasive
Safety	No risk	Risk of loosened stones falling
Customization	Yes	No
Maintenance	Economical and simple	Requires replacement & colour matching

Advantages

- One-time, multi-colour spray system
 - Colours and patterns can be customized
 - Resistant to stains, fungus, algae, acid and alkali
 - Washable and easy to maintain
- High adhesion and anti-peeling/flaking
 - Superb elasticity and is crack resistant
 - Water-based and eco-friendly
 - Excellent durability against weather conditions



SUZUKA®
**WALL
SEALER
PRO**

“ Make your
wall finishes
last longer! ”

Packing Size:

1L

5L

20L

Superior primer for concrete, skimmed or masonry surfaces.

This sealer that has good substrate penetration abilities to increase adhesion of product to prevent chalking or peeling off.

It has excellent alkaline resistance properties that can prevent efflorescence. It is an ideal base coat for any SUZUKA® or any wall finish products.

Coverage	Drying Time (hour)	
6.5 - 8.5 m²/l/coat	Surface Dry : 1	Substrate Temperature:
	Hard Dry : 5	23°C - 26°C
	Recoating : 5	

- Features:
- Excellent alkaline resistance to prevent efflorescence.
 - Good for new walls and repainting.
 - Prevents skim coat from chalking & peeling off.
 - Extremely good penetration.
 - Excellent adhesion.
 - Exterior and interior use.
 - Applicable with brush, roller or spray gun.

- Suitable for:
- Masonry wall
 - Brickwork
 - Plaster
 - Skimmed Coat
 - Asbestos free substrate

Airless Spray		
Nozzle	Spray Angle Degree	Pressure
1.8 - 2.0 mm	65° - 80°	210 psi/150kg/cm²

Customized Colors Available.

SUZUKA[®]

GRANILYTE

GRANITE EFFECT COATING




Introducing Granilite, crafted to bring the timeless elegance and durability of natural granite look to your walls with ease. The meticulously formulated coating replicates the intricate natural beauty of granite.



SGC

Coating

System



SGC Application Process

Process	Material (Dilution)	Number of Coats	Time Interval Between Process	Consumption (±15%)	Tools
1 Surface Preparation	Surface needs to be dry and free from dirt, oil, and foreign matter. Surface unevenness, including cracks, will need to be treated with cement filler.				
2 Primer	SGC - Sand Primer (Dilution: Max 3% with water)	2	4 hrs	7 - 9 m ² /l/coat	Spray Gun, Roller or Brush
3 Texture Coat	SGC Texture Coat (Dilution: Ready to use)	1 - 2	24 hrs	0.9 - 1.3 kg/m ²	Spray Gun
4 Top Coat	SGC Topcoat Satin (Dilution: Max 2% with water)	1	-	8 - 9 m ² /l	Spray Gun, Roller or Brush



G Type




SGC-G-701



SGC-G-702




SGC-G-703



SGC-G-704



SGC-G-705



SGC-G-706






SGC-G-707



SGC-G-708



SGC-G-709



SGC-G-710



SGC-G-711

Customized Colors Available.



Product photos may vary in colour due to lighting conditions and printing.

We highly recommend seeing actual samples before ordering.



S Type





Customized Colors Available.



Product photos may vary in colour due to lighting conditions and printing.

We highly recommend seeing actual samples before ordering.



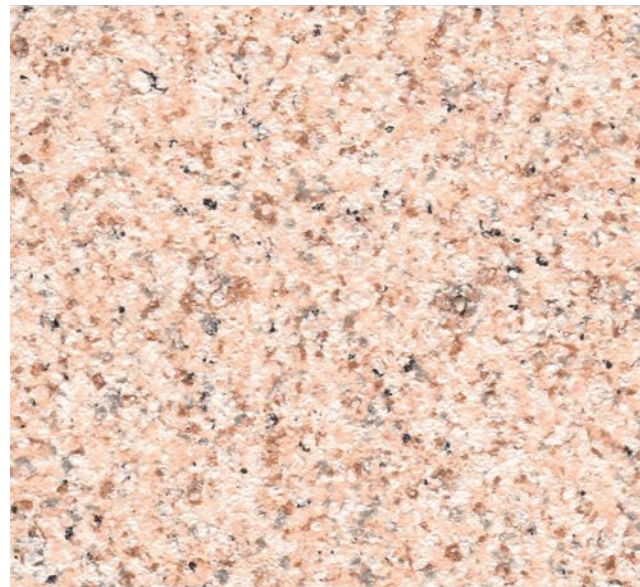
SGC-S-501




SGC-S-504



SGC-S-505



SGC-S-502



SGC-S-506



SGC-S-507



SGC-S-503



SGC-S-508



SGC-S-509

SUZUKA[®] GRANITTO

GRANITE EFFECT COATING

SGM uses high-performance and environmentally-friendly technology. Its water-based coating packages itself into individual capsules, allowing each to contain its own unique formula and colour.

This creates a one-time multi-colour spray system that is not only durable, but also effective in mirroring the authentic granite texture.




SGM Coating System




SGM Application Process

Process	Material (Mixing Weight Ratio)	Number of Coats	Time Interval Between Process	Consumption (±15%)	Tools
1 Surface Preparation	Surface needs to be dry and free from dirt, oil, and foreign matter. Surface unevenness, including cracks, will need to be treated with cement filler.				
2 Primer	EM Primer : Water 100 : 0 – 5	1	4 hrs	7 – 9 m ² /l	Spray Gun, Roller or Brush
3 Texture Coating	SGM Body Coat : Water 100 : 0 – 5	1	24 hrs	3 – 3.5 kg/m ²	Spray Gun
	SGM Base Color : Water 100 : 0 – 2	2	4 hrs	6 – 7 m ² /l	Spray Gun, Roller or Brush
	SGM Texture Coat	1 – 2	24 hrs	0.5 – 0.8 kg/m ²	Spray Gun
4 Top Coat	SGM Topcoat Satin: Water 100 : 0 – 2	1	-	8 – 9 m ² /l	Spray Gun, Roller or Brush


G Type




SGM-G-101



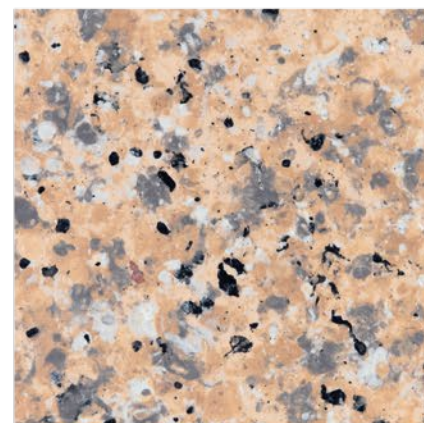
SGM-G-102




SGM-G-103



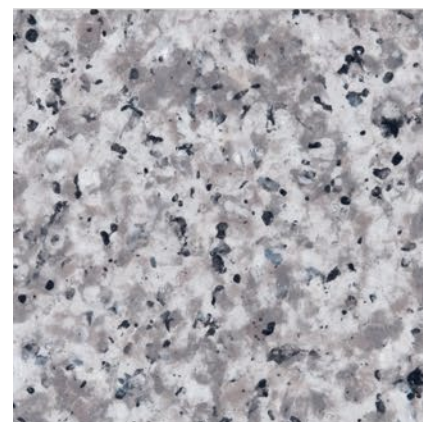
SGM-G-104




SGM-G-105



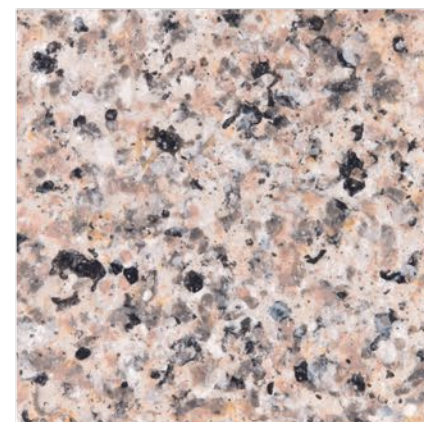
SGM-G-106




SGM-G-107




SGM-G-108



SGM-G-109



SGM-G-110



SGM-G-111




Product photos may vary in colour due to lighting conditions and printing.


We highly recommend seeing actual samples before ordering.




SGM-G-112




SGM-G-113




SGM-G-114




SGM-G-115



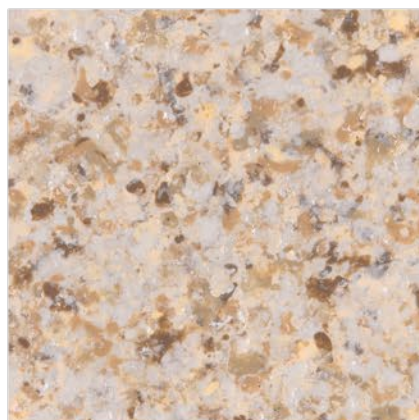
SGM-G-116



SGM-G-117



SGM-G-118




SGM-G-119



SGM-G-120



SGM-G-121




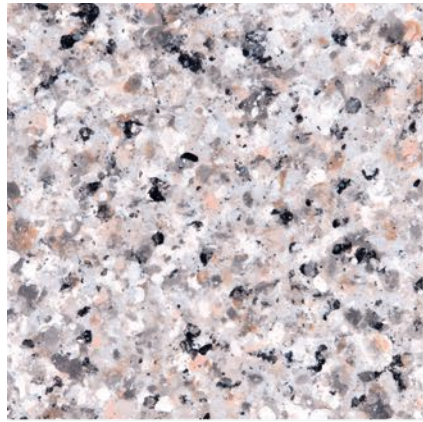
SGM-G-122




Product photos may vary in colour due to lighting conditions and printing.

We highly recommend seeing actual samples before ordering.







SGM-G-123




SGM-G-124




SGM-G-125




SGM-G-126




SGM-G-127




SGM-G-128




SGM-G-129




SGM-G-130




SGM-G-131




SGM-G-132




SGM-G-133




SGM-G-134



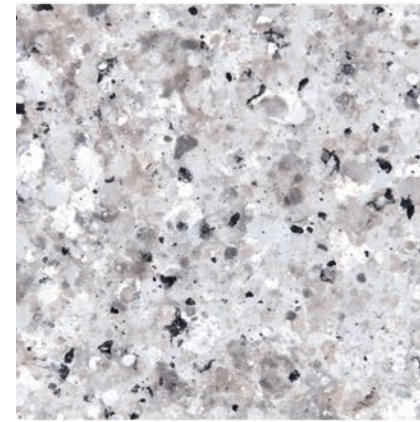
SGM-G-135



SGM-G-136




SGM-G-137




SGM-G-138




SGM-G-139




SGM-G-140




SGM-G-141




SGM-G-142




SGM-G-143



SGM-G-144



SGM-G-145




SGM-G-146







S
Type




SGM-S-301




SGM-S-302



SGM-S-303





SGM-S-304



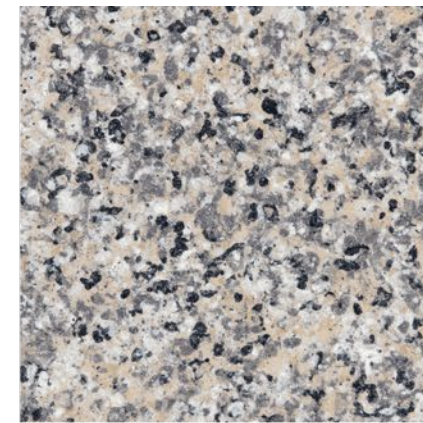
SGM-S-305




SGM-S-306




SGM-S-307




SGM-S-308




SGM-S-309




SGM-S-310




SGM-S-311




SGM-S-312



SGM-S-313




SGM-S-314




SGM-S-315



SGM-S-316



SGM-S-317



SGM-S-318