

Cnap & Win!
iPad Pro
 Check out our contest!
suzuka.com.my/promotion | T&C Apply



STRATO[®] ELLOURA

EDITION
01



Free
Product Training
 For All Industry Professionals
suzuka.com.my/career-training



WALL FINISH PROFESSIONALS



suzuka.com.my
 suzuka.group | Hotline : +6012-258 7388



Photos of the products shown in this catalogue may vary in color due to lighting condition & printing. We suggest you examine actual product samples before ordering.



ELLOURA-E1-2506

WALL FINISH
 PROFESSIONALS.

SINCE
 1977



Smooth & Pearlescent
 INTERIOR TEXTURED PAINTS


- Complies to the
- American California Proposition 65 Standard.
 - LEED, U.S. Green Building Council Standard.





STRATO®
Et Moura

Lighting Color Influence



Warm Light

Neutral Light

Cool Light

STE



STE 101 – 110

This matte, silk-like texture diffuses light with a muted glow, offering a rich, tactile sensation that feels as serene as it looks.

Designed for those who seek subtle luxury, it wraps walls in a smooth, rich touch.

Appearance

Low Sheen						High Sheen
Smooth Texture						Rough Texture
Matte						Metallic

Features

- Interior use only



Low VOC
& Odor



Green Choice, Water
Based & Eco-friendly



Formaldehyde
& Lead Free



Easy Application
& DIY Friendly



Applicable
on Ceiling



Easy to
Touch Up



Easy
Maintenance



Pearly
Finish

Complies to the

- American California Proposition 65
- LEED, U.S. Green Building Council Standards





STE-101 Breeze White



STE-102 Whisper Grey



STE-103 Sky Grey



STE-102 Whisper Grey & **STE-107** Mellow Taupe




STE-103 Sky Grey



All color shown are as close to the actual Suzuka® Strato® colors as modern printing techniques permit, nonetheless, there are still color/tone differences.

We highly recommend seeing actual samples before ordering.



STE-101 Breeze White



STE-102 Whisper Grey

STE-104 Platinum Grey




STE-104 Platinum Grey




All color shown are as close to the actual Suzuka® Strato® colors as modern printing techniques permit, nonetheless, there are still color/tono differences.

We highly recommend seeing actual samples before ordering.



STE-105 Downy Daisy



STE-106 Pastel Mauve



STE-107 Mellow Taupe




STE-110 Green Laurel




STE-106 Pastel Mauve




STE-108 Moonlit Cream



STE-109 Coral Petals



STE-110 Green Laurel



All color shown are as close to the actual Suzuka® Strato® colors as modern printing techniques permit, nonetheless, there are still color/tone differences.

We highly recommend seeing actual samples before ordering.

STE-108 Moonlit Cream





Application Video

Application Technique

Preparation:

- Surface shall be dry and free from dirt, oil, grease and foreign matters.
- Surface unevenness, crack, & the like shall be treated with cement filler.

IMPORTANT:

Color may vary on application technique & amount of material used.

Dilution Guide:

Primer : Max 3% of clean water
Texture : Do not dilute.



1 Primer

The prepared surface shall be primed with Suzuka Strato Primer. Roll on Strato Primer on the surface and leave to dry for 4 hours.
(The primer can be diluted with maximum 3% of clean water)

Tool: Roller



2 Texture Coat

Apply 1-2 layers of Strato Elloura in overlapping pattern using trowel. Every layer required 30 - 40 minutes to dry. Leave 4 hours for complete dry.

Tool: Stainless Steel Trowel



Tools: Roller, Stainless Steel Trowel

SUZUKA®
WALL SEALER PRO

“ Make your wall finishes last longer! ”

Superior primer for concrete, skimmed or masonry surfaces.

This sealer that has good substrate penetration abilities to increase adhesion of product to prevent chalking or peeling off. It has excellent alkaline resistance properties that can prevent efflorescence. It is an ideal base coat for any SUZUKA® or any wall finish products.

Packing Size:

1L 5L 20L

Coverage	Drying Time (hour)		
6.5 - 8.5 m²/l/coat	Surface Dry : 1	Hard Dry : 5	Recoating : 5
	Substrate Temperature: 23°C - 26°C		

- Suitable for:
- Masonry wall
 - Brickwork
 - Plaster
 - Skimmed Coat
 - Asbestos free substrate

- Features:
- Excellent alkaline resistance to prevent efflorescence.
 - Good for new walls and repainting.
 - Prevents skim coat from chalking & peeling off.
 - Extremely good penetration.
 - Excellent adhesion.
 - Exterior and interior use.
 - Applicable with brush, roller or spray gun.

Airless Spray	Nozzle 1.8 - 2.0 mm	Spray Angle Degree 65° - 80°	Pressure 210 psi/150kg/cm²
---------------	------------------------	---------------------------------	-------------------------------

Packing Data

Material	Packing	Coverage (per liter / ±15%)
Strato Primer	1 L	7 - 9 sqm
Strato Elloura	1 L	6 - 7 sqm

